



ANALYSIS AND STUDY OF THE ULTRASONIC STRUCTURAL NOISE SIGNAL FOR MATERIAL CHARACTERISATION

Fairouz Bettayeb*¹, Khalil Boussiha², Djaouad Benachir²

¹CSC, Research Centre on Welding and Control, Route de Dely Brahim Bp: 36, Chéraga, 16800 Algiers, Algeria. Tel/fax: 213 21 36 18 50. [Email: fairouz_bettayeb@email.com](mailto:fairouz_bettayeb@email.com)

²USTHB, University Of Sciences And Technology, El Alia Bp: 32, 16000 Algiers, Algeria

Abstract

The precise detection of echo-graphic pulses embedded in background noise is a problem of major importance in ultrasonic non destructive evaluation of materials. Structural noise is a significant constraint to the visibility of flaw echoes in ultrasonic evaluation of highly scattering materials. In order to enhance the defect to background noise, we try in this work to extract the noise features by finding its analyzing wavelet function. And we propose a procedure based on an energetic threshold of the ultrasonic signal, then a smoothing of the energetic parameters of the noise function. This algorithm has given a good filtering of the ultrasonic signal as well as the detection of little defects in very noisy signals. The experiments have been conducted on welded pieces and on artificial flaws.

INTRODUCTION

Acoustical characterization is an important item in non destructive testing of materials. An often used technique is the echo-graphic one which consists of analyzing the waves reflected by the material heterogeneities. Since, the reflected signal is always corrupted by noise; the process of signal filtering may be the most fundamental task in the framework of material characterization. Numerically, the ultrasonic signal is represented by time dependant functions and filtering is represented as a convolution of the signal and the filter impulse response. The ultrasonic signal is non stationary in nature and the difficulty of its analysis is in the extraction of the useful information.

The wavelet analysis is a multi-resolution time scale method which enables to perform a time localized analysis of signals. The result of the wavelet function is the

difference between value calculated and the data. The ability of a wavelet filter to exactly reconstruct a signal component depends on how closely the wavelet function approximates the signal. Since, no signal can be simultaneously and arbitrary localized in time and frequency, so the gauss signal which is the more concentrated one must be interpreted as an elementary carrier signal of minimum information.

The wavelet transform consists in correlating the analyzed signal with a family of wavelets obtained by dilating and oscillating functions of finite duration [1]. In this respect, the wavelet transform is able to give a quantitative measure of the local appearance of the signal at different scales.

Many studies have been conducted on the use of the wavelet theory for ultrasonic signal de-noising, but no one has been done on the structural noise features and its possible analyzing wavelet function.

In the framework of the automation of the ultrasonic signal analysis project, we haven't make the exception, and we have followed the exploration of the wavelet theory, from the continuous transforms to the discrete ones without disregarding the wavelet packet.

The filter bank of the continuous wavelet transform gives good results for the highest frequencies, but requires a fine study of the noise threshold in the low frequencies, which needs many experiments on each defect signature [2].

The filter bank of the discrete wavelet transforms needs extensive tree decomposition for each signal, and an amount of time computing for the choice of the best averaging. Even, the reconstruction of the signal components is not complete due to the waste of some useful information from the filter bank tree. The wavelet packet allows a biggest decomposition and a lot of time computing with a refined signal reconstruction [3]. The better performance to do in the improvement of the time computing and an automatic threshold control, is to investigate the noise features of an ultrasonic signal measured on welded pieces and on artificial flaws. The proposed algorithm runs on a one cycle for each signal analysis and provides a reconstructed signal without distortion.

DESCRIPTION OF THE PROCESS AND RESULTS

A time scale analysis allows a larger view of the signal energetic configuration which permits the ultrasonic noise features extraction [4]. The acoustic noise is supposed to be a gauss random variable with a zero averaging and a limited band power spectrum function [5]. As the ultrasonic energies are concentrated in the frequency band, the different frequencies beside the band are represented in the transform domain by very weak amplitudes and can be scattered without loss of information.

The proposed algorithm that we called "energetic smoothing algorithm" is subdivided into the following tasks (figure 1):

- Evaluation of the signal frequency band by a power spectrum analysis,
- Evaluation of the signal energetic distribution and estimation of the different coefficients by a time scale analysis. Here the chosen analyzing function is the 8th derivative gauss function [2],

- Noise extraction process based on wavelet coefficients regulation by an energetic smoothing of the maximums,
- Result: time scale mapping of the energetic distribution of the noise,
- Inverse wavelet transform, and statistical noise characteristics calculation: variance, averaging, standard deviation...
- Filtering process with the minima – maxima calculation method, based on the energetic coefficients reduction between the signal and the noise time scale representations.
- Optimization of the filter with a selection of the best analyzing wavelet function for the noise representation.

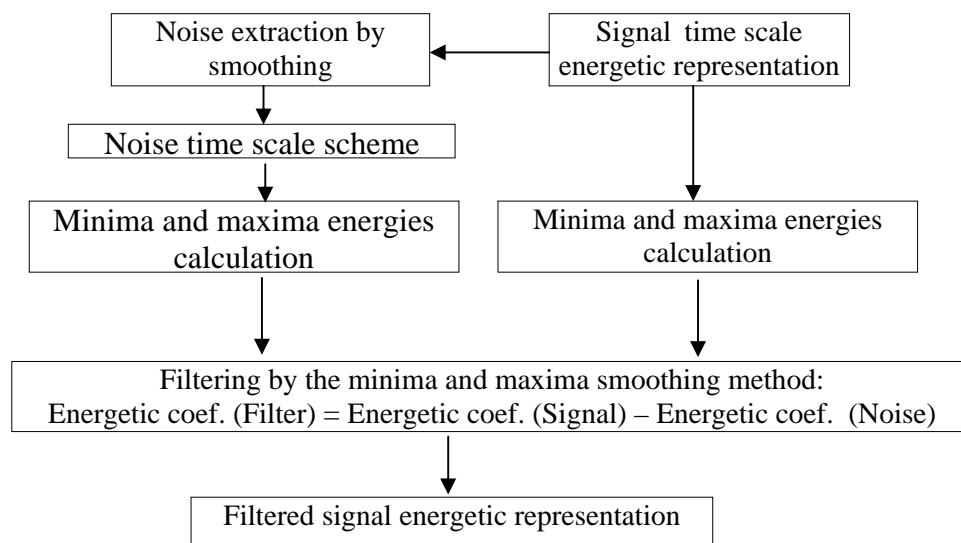


Figure 1 - Energetic Smoothing Algorithm decomposition

The energetic smoothing procedure for noise extraction, is based on an elimination of the maximum energetic coefficients vector from the signal analyzed by the 8th derivative gauss function (fig 2.a), which generates the noise energetic coefficients. And from a time scale noise mapping with the Morlet function we do a computation of the noise energetic threshold (fig2.b). And by an inverse procedure we go to the time domain for a statistical noise characterization (fig2.c).

After calculation of the noise and signal maximum and minimum energetic coefficients from the two time scale representations, the filtering is performed with the named "Minima – maxima smoothing method" based on an energetic deduction of the maximum noise energetic coefficients vector from the minimum signal energetic coefficients vector (figure 3).

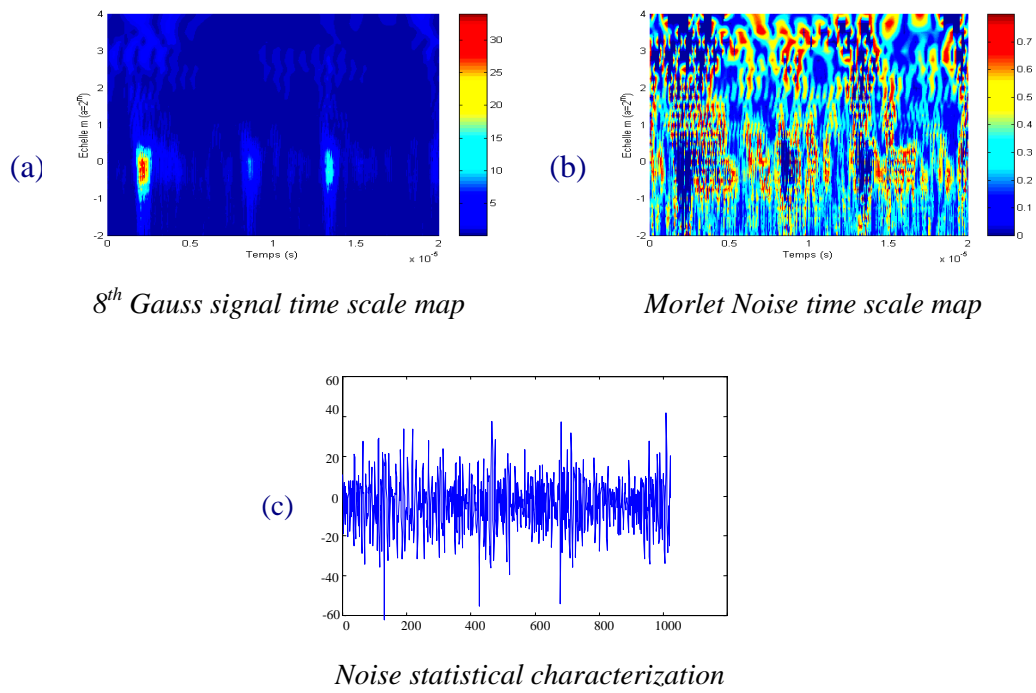


Figure 2- Noise extraction and characterization

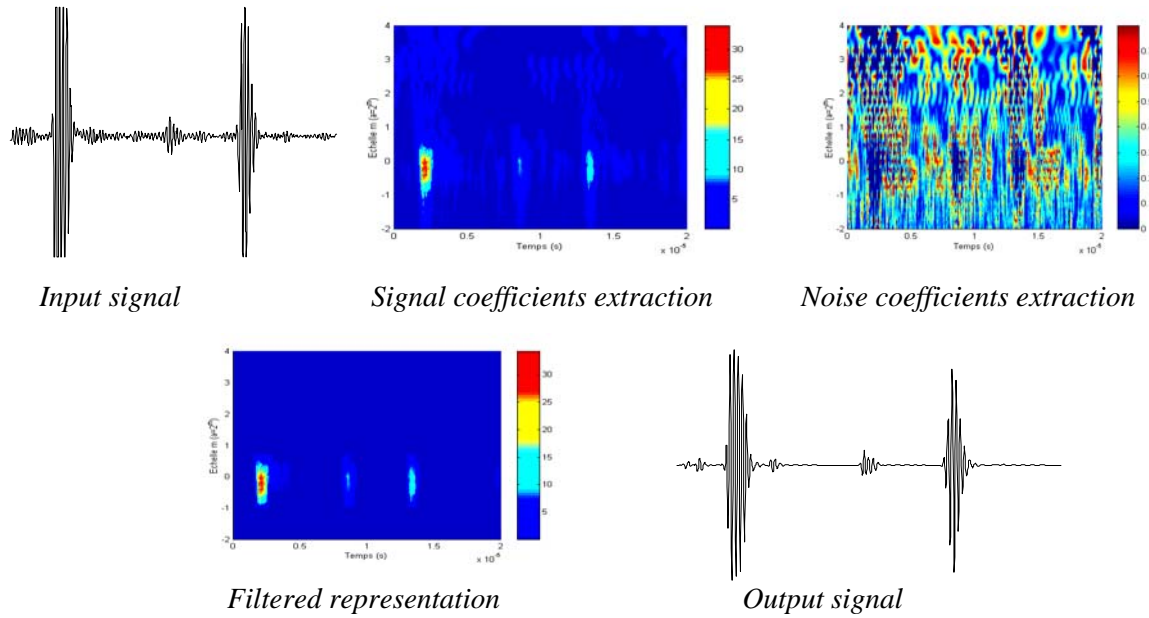


Figure 3 - Minima – maxima smoothing de-noising method.

The analyzing wavelet functions have been obtained by a correlation procedure of an ultrasonic signal data bank obtained on welded pieces and artificial flaws and the 8th derivative gauss function was the more appropriate one [2]. Since the noise is supposed to be a gauss random variable, a data bank of extracted noise signals has been correlated with the Gauss wavelet family. Figure 4 displays the obtained results, the Morlet function seems to be the more suitable analyzing function of the noise, and has been chosen for the filtering process.

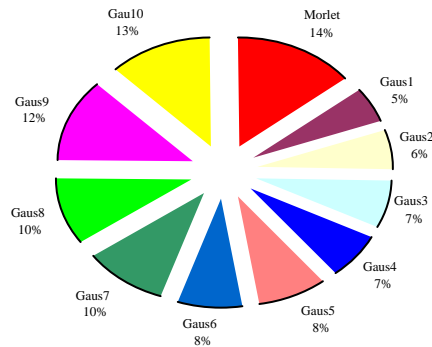


Figure 4: Correlation between wavelets and noise ultrasonic signals

EXPERIMENTS

The experiments have been conducted within the following conditions:

- Steel piece 35 mm width, with artificial cylindrical defects of (10mm, 7mm, 5mm, 3mm, 1mm) diameter
- Steel piece 35 mm width, with artificial circular defects of (10mm, 7mm, 5mm, 3mm, 1mm) diameter
- Steel welded piece 30mm width with welding defects: lack of fusion, porosity, group of porosity and horizontal crack
- longitudinal transducer 4Mhz frequency and 4 mm diameter, transverse transducers of 4Mhz, 60° & 70° and 8*9mm diameter.

The figure 5 displays the ultrasonic signal of 1mm flaw completely submerged in noise and the obtained signal. Figure 6 shows a very noisy lack of fusion signal, and the obtained filtered signal.

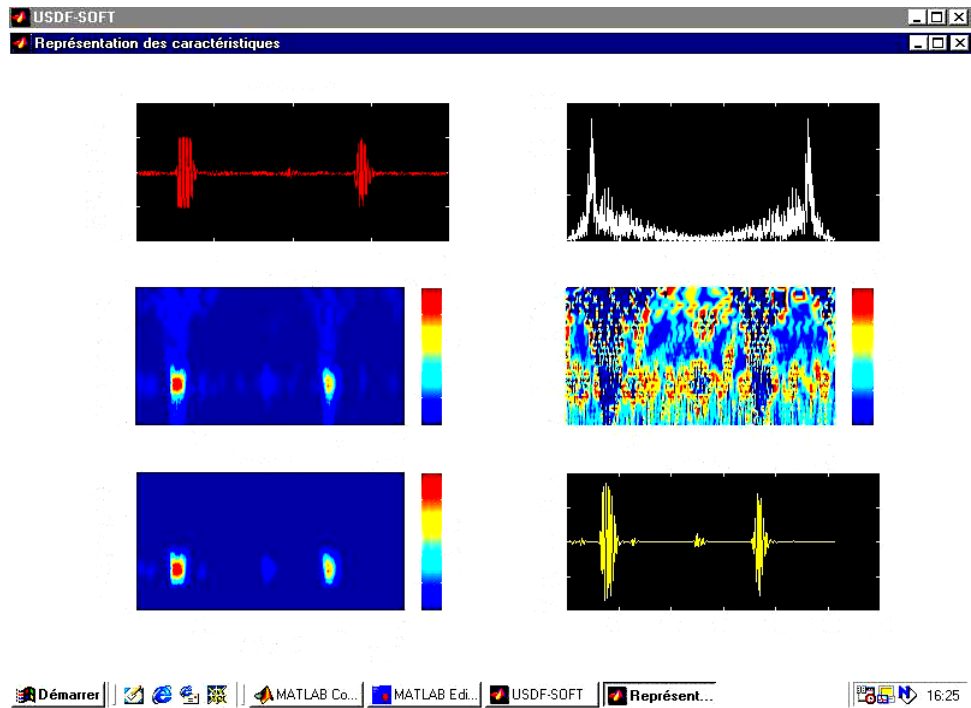


Figure 5 - discontinuity of 1mm

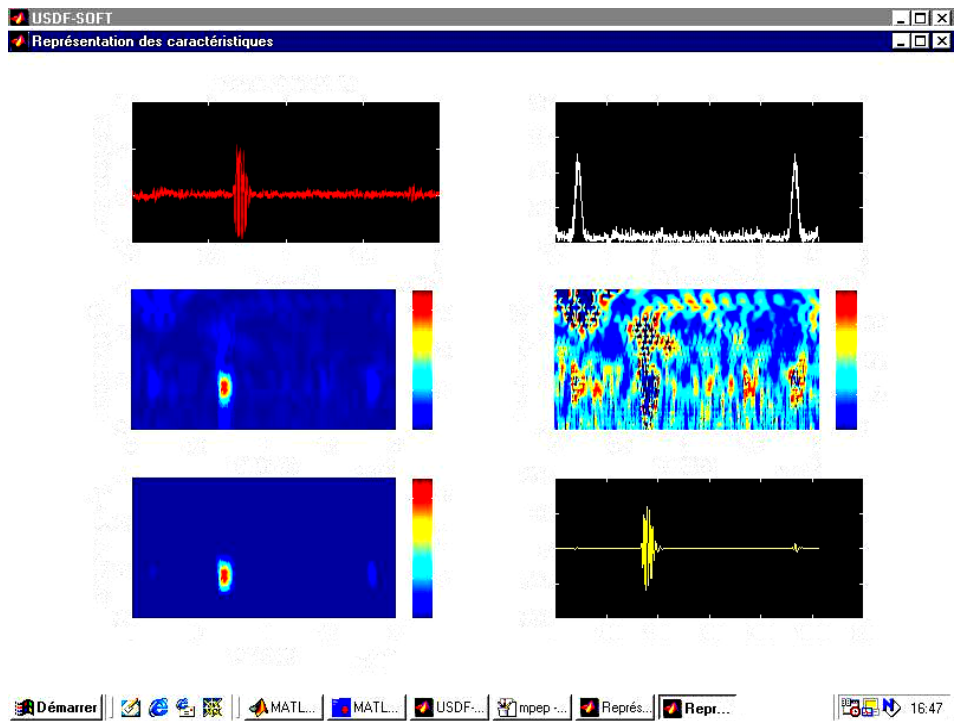


Figure 6 - lack of fusion signal flaw

DISCUSSION

We can notice from the different experiments that the 8th derivative gauss function approximates the signal information, and the Morlet function approximates the noise. The above algorithm that has been developed under Matlab environment shows that the proposed de-noising process gives accurate information and improves the automatic defect detection for ultrasonic testing of steel and welded material.

CONCLUSION

The study shows the importance of selecting the proper analyzing wavelet function for best processing performance. The wavelet theory is a powerful tool for noise filtering, but requires an increasing test speed with greater test validation data bank. In this work we have been able to extract the noise features by an improved energetic smoothing procedure and we have been able to develop the noise analyzing wavelet function which was been found different from the signal analyzing one. In this stage we can deduce that the random nature of the noise in the spatial domain has been surpassed. The energetic characterization of the noise and the signal information has allowed an easiest filtering of the ultrasonic signal, and a good flaw detection process. The minima – maxima smoothing de-noising method developed in this study, let an accurate signal reconstruction without any distortion, and are performed in an interesting computing time. Future work in the entire automation process concerns the energetic features flaw signature classification of the ultrasonic signal.

REFERENCES

- [1] S. Mallat, "A theory for multiresolution signal decomposition: the wavelet representation", IEEE Transaction on pattern analysis and machine intelligence, Vol.47, N°11, 1989
- [2] F.Bettayeb, T. Rachedi, H. Benbartaoui, "An improved automated ultrasonic NDE system by wavelet and neuron networks", Ultrasonic's, Elsevier, Vol.42, 2004.
- [3] F.Bettayeb, S. Aoudia, S. Haciane, "Improving the time resolution and signal noise ratio of ultrasonic testing of welds by the wavelet packet", NDT&E international, Elsevier, Vol. 38, 2005.
- [4] C.S. Burrus, R. A. Gopinath, H. Guo, "Wavelets and wavelet transforms", Rice university, Houston Edition 98.
- [5] Abbate, J. Koay, J. Frankel, "Signal and noise suppression using a wavelet transform signal processor: application to ultrasonic flaw detection", IEEE, Transaction on ultrasonic, ferroelectrics, and frequency control, Vol. 1, N° 1, Jan.97.